



DOON BHARTI PUBLIC SR. SEC. SCHOOL

Affiliated to CBSE

Durga Enclave, Sehatpur, Faridabad (HR) Ph: 9533 000 123



HOLIDAY HOMEWORK COVER PAGE

Name

Roll No.

Class



DOON BHARTI PUBLIC SR. SEC. SCHOOL

Affiliated to CBSE

Durga Enclave, Sehatpur, Faridabad (HR) Ph: 9533 000 123

Session : 2023 – 24

HOLIDAY HOME WORK

Class : 4th



**Sweet as a berry, Summer is merry
Cool fruits and lemonade
A memory that will never fade
Vacations are always FUN
Remember not to go out in the sun!**

Hi Dear _____

Summers are here in all its glory. And if summers are here holidays can't be too far behind. It's time to enjoy your vacations with family and friends. It is also time to learn new things from your surroundings and experiences. Explore new places, listen to stories, try new skills, draw and colour, play both indoor and outdoor games and keep yourself fit. We wish you an enjoyable and fun packed summer break **from Monday May 22nd, 2023.**

**We will meet again after the vacation on Monday 3rd July, 2023.
Remember to bring along your Holiday Homework Notebook.**

Happy Holidays!

ENGLISH

- Q. 1. Good table manners are very important to be liked and accepted by the society. Make a list on 'Table Manners' on Holiday homework notebook. You can paste the picture related to the table manners that you will be mentioning: (1 mark)
- Q. 2. Find out the least 10 Indian festivals from the word search given below and write it in your Holiday homework notebook: (2 marks)

A	S	D	I	M	A	T	H	S	A	M	N	A	J
C	B	S	H	I	V	R	A	T	R	I	U	I	O
V	A	F	G	E	A	S	T	E	R	G	H	K	L
E	I	D	C	H	R	I	S	T	M	A	S	P	L
B	S	H	J	H	E	I	R	T	A	R	V	A	N
G	A	N	E	S	H	C	H	A	T	U	R	T	I
D	K	K	J	K	S	R	O	N	A	M	U	R	T
U	H	A	R	L	S	F	L	P	O	N	G	A	L
R	I	S	E	I	U	D	I	N	A	V	R	O	Z
G	F	S	R	T	D	I	W	A	L	I	R	T	Y
H	N	A	H	D	N	A	B	A	H	S	K	A	R
R	A	M	A	N	A	V	A	M	I	G	D	A	B

- Q. 3. Prepare a collage on 'PICTURE DICTIONARY' of nouns where each type of noun should be classified under its respective kind VIZ. Common, proper, collective, material and abstract and at least 5 words should be coined into its type. It should be made visually appealing with colorful pictures and drawings. The dictionary is to be prepared in scrap book. (2 marks)

HINDI

मधुरिमा:

- घर में पाई जाने वाले किन्हीं पांच पुल्लिंग और स्त्रीलिंग घरेलू वस्तुओं के नाम लिखकर वाक्य बनाएं (हॉलिडे होमवर्क कॉपी में करें) (1 अंक)
- 5 मुहावरों का वाक्यों में प्रयोग चित्र सहित स्क्रेप बुक पर करें। (2 अंक)
- पितृ दिवस के अवसर पर अपने पिताजी की लिए सुन्दर सा कार्ड बनाएं उसमें अपने पिताजी की फोटो लगाएं तथा पिताजी पर 5 पंक्तियां लिखें तथा कार्ड स्क्रेप बुक में चिपकाएं। (2 अंक)

MATHEMATICS

- ❖ During the vacations you will be visiting some places, collect the bills or prepare it manually calculate the total amount spent in your visit trip. Paste the bill in your scrap book and find the total expenditure during the visit/trip. (1 mark)
- ❖ Make a model of clock and learn how to read the time. Note down the timing of your favorite show on the T.V. the clock is to be made of card board with face as like of your favorite cartoon character. (2 marks)
- ❖ Learn tables from 2 to 15 and write in your holiday homework notebook. One time (2 marks)

SOCIAL STUDIES

1. Make a list of various tourist places situated in the Himalaya. Do in your H.H.W. copy. (1 mark)
2. Take a world physical map and mark the following (scrap book activity) (2 marks)
 - a. India (in green color)
 - b. Neighboring countries of India (in orange color) any five.
 - c. 5 oceans (in blue color)

3. Make a list of places you visit in your summer vacation Paste their pictures in holiday homework notebook and share your experience by writing in about 100 words. (2 marks)

SCIENCE

1. Draw or paste pictures of clothes we wear in different seasons (in scrap book) (1 mark)
2. Draw a diagram of arrangement of different types of teeth in human being in chart paper. (2 marks)
3. Collect information of at least 5 different plants. Find out information about them from various sources like encyclopedias, magazines etc. make a report (in holiday homework notebook) (2 marks)

COMPUTER

1. Paste and draw pictures of various types of input and output devices. Describes each device in two sentences below the pictures.

GK

1. Learn & write about five safety tips at home or in road.




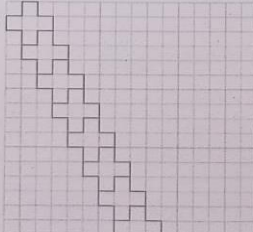


DRAWING ACTIVITY

Class-4th . Students to do it in their drawing Copy

Pattern-Tessellation

A tessellation is a pattern of identical shapes. The shapes fit together into each other like a jigsaw without any gaps or overlapping. Look at the picture shown alongside. This is an example of tessellation. Let us learn how to create this tessellation. It looks difficult but is actually very simple to make.

Follow the steps—

- 1 
Make a grid lightly with pencil.
- 2 
Make one shape.
- 3 
Tessellate the second shape with it.
- 4 
Go on tessellating more shapes.
- 5 
Tessellate the next row with the first one.
- 6 
Fill the entire space.

