



DOON BHARTI PUBLIC SR. SEC. SCHOOL

Affiliated to CBSE

Durga Enclave, Sehatpur, Faridabad (HR) Ph: 9533 000 123

SUMMER VACATION

NAME: _____

CLASS: _____

ROLL NO.: _____





DOON BHARTI PUBLIC SR. SEC. SCHOOL

Affiliated to CBSE

Durga Enclave, Sehatpur, Faridabad (HR) Ph: 9533 000 123

Session : 2023 – 24

HOLIDAY HOME WORK

Class: 2nd

Notes:-

- Holiday homework is part of CCSE evaluation of School for first term.
- Holiday homework is to be attempted on holiday homework notebook or as per directed.
- Get creative – Help your child make an attractive handmade folder with old news paper. Decorate it and use it to keep all assignments in it.

Holiday Homework

❖ ENGLISH :-

- Read chapter – 2 & 3 and write at least 15 new words in your holiday homework note book. (5 marks)
- Write about yourself in 7-8 sentences. (2 marks)

English Scrap Book Activity:

- Draw any five common noun and proper noun. (3 marks)

❖ HINDI :-

- स्वरों की मात्राओं का व्यंजन में प्रयोग कर 10 नए शब्द कॉपी में लिखें | (5 marks)

या

पेड़ का चित्र Holiday homework की कॉपी पर बनाए तथा उसमें स्वरों को चिपकाये

- स्क्रेप कॉपी में इंद्रधनुष बनाकर सातों रंग भारी तथा रंगों के नाम लिखो | (5 marks)

❖ MATHS :-

- Write number name 1 to 50. (any 15) (3 marks)
- Write the tables (2 to 5). (2 marks)
- Draw and cut the 3D geometrical shapes on Colorful A4 Sheet and paste in Scrap book. (5 marks)

Or



Make a clock using thermocol balls cardboard.

❖ E.V.S. :-

- Read chapter – 2 & 3 and write at least 15 new words in your holiday homework copy. (5 marks)
- Use Scrap Books and paste or draw pictures of any two: (5 marks)
 - Parts of our body
 - Different seasons
 - Different houses
 - Sense Organs

The following things are associated with the four seasons. Write them on the blanks in the correct shape.

- | | | | |
|-------------|-------------|--------------|----------|
| rain coat, | jacket, | butterflies, | puddles, |
| new leaves, | watermelon, | ice cream, | hot milk |



Match the correct body parts.



Paste orange dal on millet and green dal on leaves,
and colour the remaining picture. & paste in
drawing copy.



Shapes

Identify and write the shape of:




.....



.....




.....



.....



.....




.....



.....




.....



.....



.....



.....



.....