



# DOON BHARTI PUBLIC SR. SEC. SCHOOL

Affiliated to CBSE

Durga Enclave, Sehatpur, Faridabad (HR) Ph: 9533 000 123

# SUMMER VACATION

NAME: \_\_\_\_\_

CLASS: \_\_\_\_\_

ROLL NO.: \_\_\_\_\_





# DOON BHARTI PUBLIC SR. SEC. SCHOOL

Affiliated to CBSE

Durga Enclave, Sehatpur, Faridabad (HR) Ph: 9533 000 123

Session : 2023 – 24

HOLIDAY HOME WORK

Class: 1<sup>st</sup>

## Notes:-

- Holiday homework is part of CCSE evaluation of School for first term.
- Holiday homework is to be attempted on holiday homework notebook or as per directed.
- Get creative – Help your child make an attractive handmade folder with old news paper. Decorate it and complete all the holiday homework in it.

## Holiday Homework

### ❖ ENGLISH :-

- Read chapter 2 and 3 and write any 15 new words in your holiday homework note book. (5marks)

### Project Work:

(5marks)

- Make at least 5 beautiful flash cards of Nouns.

OR

Make at least 5 beautiful flash cards of opposite words.

### ❖ HINDI :-

- ा. ि, ी की मात्रा वाले 10 शब्द कॉपी में लिखो | (5 marks)
- उ (ु), ऊ (ू) की मात्रा वाले 10 शब्द कॉपी में लिखो | (3 marks)
- स्वरों की मात्रा का व्यंजन में प्रयोग कर 10 नए शब्द कॉपी में करें | (2 marks)

### ❖ MATHS :-

- Write Numbers name 1 to 50 (any 15) in holiday home work notebook. (5 marks)
- Do 10 sums of addition without carry and 10 sums of subtraction without borrow in holiday homework notebook. (3 marks)
- Using shapes, make a colourful joker on A4 sheet. (2 marks)

### ❖ E.V.S. :-

- Read chapter – 2 & 3 and write 15 new words in your holiday homework notebook. (5 marks)
- Paste the picture of your family members and write their names in your holiday homework notebook (5 marks).

### ❖ Gk. :-

- Write week days name & months name in your Holiday homework motebook.

Look at this picture carefully and write the number of different shapes in it.

Shape	Number
Square	_____
Rectangle	_____
Circle	_____
Star	_____



Can you make these shapes with your hands?



Heart




Triangle



Circle


Colour the whale in a colour of your choice.




# Onion Painting

Cut an onion horizontally. *(Paste in your drawing copy)*

Dip the cut side in thick paint and stamp on the circles to get flowers.  
Use different colour paints to make flowers of different colours.



वर्णों को मिलाकर चित्र पूरा करें और उसमें रंग भरें।




Observe the uniform of the following people and write their names using the help box:

Postman • Doctor • Student • Pilot • Policeman • Soldier  
• Tailor • Athlete • Chef




Trace the letters and complete the names of the fruits and flowers in the grid.




	L	I		Y
P	E		R	



	A		P	L	
	R	O		E	
N					



W	A	T		R	E	L		N
---	---	---	--	---	---	---	--	---




	N					
	D	A	I		Y	
	G	R	A		E	S



M	
---	--

	R	I		O	L	D
	O	R	A		G	E



W
---